

Accessories

Recessed luminaires


Accessories for all Intara recessed luminaires

	Length
Extension cable for polybox, mains side	
7659 7221 410	1,000 mm
7659 7221 415	1,500 mm
7659 7221 420	2,000 mm
Mounting frame, grid 625 for suspended ceiling	
6444 8069 1	619 mm

Decorative cylinder and plate for Intara-Carina

	Colour
	
Decorative cylinder made of satined glass	
6330 00 9010 033 9001	Champagne
6330 00 9010 033 9010	White
6330 00 9010 033 1018	Yellow
6330 00 9010 033 3020	Red
6330 00 9010 033 5013	Blue
Decorative disc	
6330 00 9010 032	White

LED rings for Intara-Carina and Intara-Caronda

	Colour
	
LED Ring Intara-Carina	
6411 00 500-50	White
6411 00 500-70	Warm white
6411 00 500-58	Yellow
6411 00 500-55	Red
6411 00 500-54	Blue
6411 00 500-59	Green
LED Ring Intara-Caronda	
6411 00 600-50	White
6411 00 600-70	Warm white
6411 00 600-58	Yellow
6411 00 600-55	Red
6411 00 600-54	Blue
6411 00 600-59	Green

Delivery of the LED rings includes mains adapter

Accessories

Surface luminaires | conductor rails

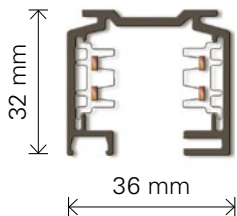
Glass and fabric shades for Ontero-Pendo-C



All glass and fabric shades for the Pendo-Pendo range of suspended luminaires can also be used for the Ontero-Pendo-C surface luminaire.

More information can be found in the section on suspended luminaire accessories from page 172.

BÄRO conductor rails




Five-conductor fixture rail with three separately switchable electrical circuits. It consists of an extruded aluminium profile, which is also used as a protective conductor, and two fitted ducts with four embedded copper conductors each with a cross-section of 2.5 mm².

On-site length adjustment can be carried out easily, simply by cutting to length. The copper conductors do not need to be cut or bent back. The rail has pre-punched slots for fixing and may be used within easy reach.

Weight per metre: 1 kg

Fixture conductor rails


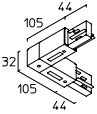
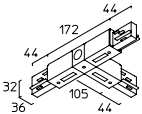
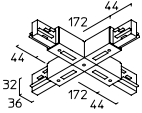
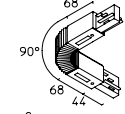
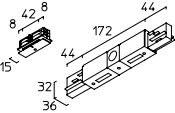
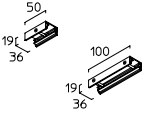



	Colour
1,000 mm fixture conductor rail	
915 000 9010 100	White
915 000 9005 100	Black
915 000 00SE 100	Silver
2,000 mm fixture conductor rail	
915 000 9010 200	White
915 000 9005 200	Black
915 000 00SE 200	Silver
3,000 mm fixture conductor rail	
915 000 9010 3000	White
915 000 9005 3000	Black
915 000 00SE 3000	Silver

Accessories

Conductor rails

Conductor rail accessories

			Colour
	Feed connector		
	925 110 9010 010	Protective conductor, left	White
	925 120 9005 010	Protective conductor, left	Black
	925 210 9010 010	Protective conductor, right	White
	925 220 9005 010	Protective conductor, right	Black
	Corner connector with feed capability		
	931 110 9010 010	Internal protective conductor	White
	931 120 9005 010	Internal protective conductor	Black
	931 210 9010 010	External protective conductor	White
	931 220 9005 010	External protective conductor	Black
	T-connector with feed capability		
	932 110 9010 010	Protective conductor, left	White
	932 120 9005 010	Protective conductor, left	Black
	932 210 9010 010	Protective conductor, right	White
	932 220 9005 010	Protective conductor, right	Black
	X-connector		
	933 010 9010 010		White
	933 020 9005 010		Black
	Flexible coupling		
	955 010 9010 010		White
	955 020 9005 010		Black
	Electrical longitudinal connector		
	935 010 9010 100		White
	935 020 9005 100		Black
	934 010 9010 010	With feed capability	White
	934 020 9005 010	With feed capability	Black
	Fixing brackets		
	946 010 9010 100	Short	White
	946 020 9005 100	Short	Black
	946 110 9010 100	Long	White
	946 120 9005 100	Long	Black
	End cap		
	945 210 9010 100		White
	945 220 9005 100		Black

Accessories

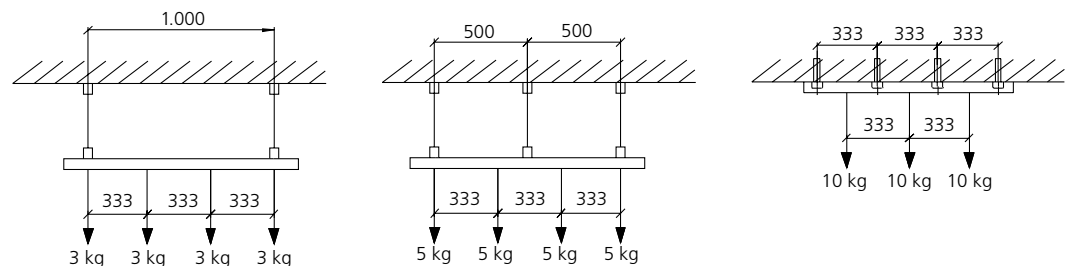
Conductor rails

Suspension of conductor rails

	Colour	Length
Steel cable suspension		
947 000 30000 11		3,000 mm
947 000 62000 11		6,200 mm
947 000 80000 11		8,000 mm
Double steel cable with fork cable holder		
530 000 40000 112		4,000 mm
530 000 60000 112		6,000 mm
Conductor rail suspension kit		
Suspension slide for double-cable holder, Quick screw cap (M 13 x 1)		
915 000 9006 118	RAL 9006	
915 000 9999 118	Not specified	
Universal load hook up to a maximum of 10 kg, including cap		
948 000 9010 049	White	
948 000 9005 049	Black	

Load-bearing capacity of the conductor rails

Load-bearing capacity of the fixture conductor rail with loads depending on the number of fixing or suspension points. (dimensions in mm)



Load-bearing capacity: maximum 20 kg per pendant

Electrical connection of the conductor rails

a) Connection to AC supply 230 V (240 V)

Maximum load: 3,600 W
 (3,800 W) total load can be distributed freely between 3 circuits.

Fuse: 1 x 16 A

Supply line: 3 x 1.5 mm² (min.), 3 x 2.5 mm² (max.)

b) Connection to three-phase mains 400 V (415 V)

Maximum load: 3 x 3,600 W = 10,800 W (11,400 W) single fuse protection for all three phases

Fuse: 3 x 16 A

Supply line: 5 x 1.5 mm² (min.), 5 x 2.5 mm² (max.)

Load-bearing capacity of feed connectors:

All feed connectors have a load-bearing capacity in accordance with the data in a) and b).

Accessories

Suspended luminaire feed sets

For Pendiro-Aquarius, Pendiro-Canopus and Pendiro-Cirrus

	Colour	Wire length	Cable length
Multi-adapter			
2 steel cables, holders, snap-in, flat cable transparent			
56800 20000 ESET 10001	White	2,000 mm	1,000 mm
56800 40000 ESET 40001	White	4,000 mm	4,000 mm
56800 60000 ESET 60001	White	6,000 mm	6,000 mm
56801 20000 ESET 10001	Black	2,000 mm	1,000 mm
56801 40000 ESET 40001	Black	4,000 mm	4,000 mm
56801 60000 ESET 60001	Black	6,000 mm	6,000 mm
Metal canopy			
2 steel cables, snap-in, flat cable transparent			
56800 20000 ESET 10004	White	2,000 mm	1,000 mm
56800 40000 ESET 40004	White	4,000 mm	4,000 mm
56800 60000 ESET 60004	White	6,000 mm	6,000 mm
56801 20000 ESET 10004	Black	2,000 mm	1,000 mm
56801 40000 ESET 40004	Black	4,000 mm	4,000 mm
56801 60000 ESET 60004	Black	6,000 mm	6,000 mm
Trapeze plate holder			
2 steel cables, holders, snap-in, flat cable transparent			
56801 40000 ESET 40007	Black	4,000 mm	4,000 mm
56801 60000 ESET 60007	Black	6,000 mm	6,000 mm

For Pendiro-Hydra

	Colour	Wire length	Cable length
Light version with ceiling canopy for BBS 35 W			
3 steel cables, snap-in black, flat cable transparent			
00601 20000 ESET 10004 S	Strato silver	2,000 mm	1,000 mm
00601 20000 ESET 20004 S	Strato silver	2,000 mm	2,000 mm
Light version with ceiling canopy for BBS 70 W			
3 steel cables, snap-in black, flat cable transparent			
00631 20000 ESET 10004 S	Strato silver	2,000 mm	1,000 mm
00631 20000 ESET 20004 S	Strato silver	2,000 mm	2,000 mm
Light version with ceiling canopy for MBFL 50 W			
3 steel cables, snap-in black, flat cable transparent			
00611 20000 ESET 10004 S	Strato silver	2,000 mm	1,000 mm
00611 20000 ESET 20004 S	Strato silver	2,000 mm	2,000 mm
Light version with ceiling canopy for MBFL 100 W			
3 steel cables, snap-in black, flat cable transparent			
00621 20000 ESET 10004 S	Strato silver	2,000 mm	1,000 mm
00621 20000 ESET 20004 S	Strato silver	2,000 mm	2,000 mm
Recessed version			
3 steel cables, snap-in black, flat cable transparent			
00601 20000 ESET 10002 S	Strato silver	2,000 mm	1,000 mm
00601 20000 ESET 20002 S	Strato silver	2,000 mm	2,000 mm

Accessories

Suspended luminaire feed sets

For Pendi-ro-Delphinus

	Colour	Wire length	Cable length
Multi-adapter			
2 steel cables, holders, snap-in, flat cable transparent			
51200 40000 ESET 40001	White	4,000 mm	4,000 mm
51201 40000 ESET 40001	Black	4,000 mm	4,000 mm
Metal canopy			
2 steel cables, snap-in, flat cable transparent			
56800 20000 ESET 10004	White	2,000 mm	1,000 mm
56800 40000 ESET 40004	White	4,000 mm	4,000 mm
56800 60000 ESET 60004	White	6,000 mm	6,000 mm
56801 20000 ESET 10004	Black	2,000 mm	1,000 mm
56801 40000 ESET 40004	Black	4,000 mm	4,000 mm
56801 60000 ESET 60004	Black	6,000 mm	6,000 mm
51201 20000 ESET 10004 S	Strato silver	2,000 mm	1,000 mm
51201 40000 ESET 40004 S	Strato silver	4,000 mm	4,000 mm
51201 60000 ESET 60004 S	Strato silver	6,000 mm	6,000 mm
Trapeze plate holder			
2 steel cables, holders, snap-in, flat cable transparent			
56801 40000 ESET 40007	Black	4,000 mm	4,000 mm
56801 60000 ESET 60007	Black	6,000 mm	6,000 mm

For Pendi-ro-Pendo and Pendi-ro-Pendo Nano

	Colour	Wire length	Cable length
Multi-adapter for Pendi-ro-Pendo			
2 steel cables, holders, snap-in, flat cable transparent			
511012 ESET 20001 T	Black	2,000 mm	2,000 mm
Metal canopy in luminaire colour for Pendi-ro-Pendo			
2 steel cables, snap-in black, flat cable transparent			
511012 ESET 20004 T		2,000 mm	2,000 mm
Adels plug for Pendi-ro-Pendo			
2 steel cables, snap-in black, flat cable transparent			
511012 ESET 20009 T		2,000 mm	2,000 mm
Recessed version for Pendi-ro-Pendo Nano			
2 steel cables, snap-in black, flat cable transparent			
511412 ESET 20002 T		2,000 mm	2,000 mm

Accessories

Suspended luminaires

Accessories for Pendi-ro-Aquarius, Pendi-ro-Circinus, Pendi-ro-Canopus

Limiting cable set for luminaires weighing more than 5 kg

Pg 138

Required for version with shade

Shades for Pendi-ro-Aquarius



	Colour	Height	Diameter
Cone-shaped glass shade			
5680 441508032 9001	Champagne	210 mm	420 mm
Spherical glass shade			
5680 720907032 9001	Champagne	225 mm	300 mm
5680 720907032 9010	White	225 mm	300 mm
5680 720907032 3020	Red	225 mm	300 mm
Decorative cylinder			
5680 000000033 9001	Champagne	170 mm	172 mm
5680 000000033 9010	White	170 mm	172 mm
5680 000000033 1018	Yellow	170 mm	172 mm
5680 000000033 2009	Orange	170 mm	172 mm
5680 000000033 3020	Red	170 mm	172 mm
5680 000000033 5013	Blue	170 mm	172 mm
Glass shade, opal linen texture			
5680 447246032		220 mm	320 mm
Acrylic shade			
5696 000000 101	Excl. mount	185 mm	315 mm

Delivery includes installation set

Accessories

Suspended luminaires

Colour code for LED rings for Pendi-ro-Canopus, Pendi-ro-Circinus, Pendi-ro-Cirrus and Pendi-ro-Delphinus

	Colour code
White	L50
Warm white	L70
Yellow	L58
Red	L55
Blue	L54
Green	L59


Accessories for Pendi-ro-Circinus

	Colour
Load hook with cap (2 x with double cable)	
9480 00 9010 049	White
9480 00 9005 049	Black
Cable guide for double cable (recommended for BBS 150 W)	
5690 00 9999 111	
Limiting cable set for luminaires weighing more than 5 kg	
Pg 138	Always required for this luminaire

Accessories for Pendi-ro-Hydra II

	Length
Mounting frame, grid 625 for suspended ceiling	
6444 8069 1	619 mm

Shades for Pendi-ro-Hydra II

		Height	Diameter
	Glass shade, opal linen texture		
	6405 447246	Large	220 mm
	6405 447146	Small	185 mm
	Glass shade, alabaster		
	6405 420220	Creme	180 mm
	6405 420263	Blue	180 mm
Cone-shaped glass shade			
6405 441408	Champagne	180 mm	360 mm
Spherical glass shade			
6405 720907	Opal matt	225 mm	300 mm

Accessories

Suspended luminaires

Fabric shades for Pendiro-Pendo and Pendiro-Pendo Nano

	Lower dimension	Upper dimension	Height	
Cylindrical shade				
	PEN ZYL 040 040 030	400 mm	400 mm	300 mm
	PEN ZYL 050 050 030	500 mm	500 mm	300 mm
	PEN ZYL 065 065 025	650 mm	650 mm	250 mm
	PEN ZYL 080 080 030	800 mm	800 mm	300 mm
	PEN ZYL 100 100 035	1,000 mm	1,000 mm	350 mm
	PEN ZYL 120 120 035	1,200 mm	1,200 mm	350 mm
Conical shade				
	PEN KON 032 024 035	320 mm	240 mm	350 mm
	PEN KON 036 026 042	360 mm	260 mm	420 mm
	PEN KON 045 030 050	450 mm	300 mm	500 mm
	PEN KON 050 032 055	500 mm	320 mm	550 mm
	PEN KON 050 035 075	500 mm	350 mm	750 mm
	PEN KON 060 036 030	600 mm	360 mm	300 mm
	PEN KON 060 036 065	600 mm	360 mm	650 mm
	PEN KON 075 040 042	750 mm	400 mm	420 mm
	PEN KON 080 053 053	800 mm	530 mm	530 mm
	PEN KON 090 050 050	900 mm	500 mm	500 mm
	PEN KON 100 060 060	1,000 mm	600 mm	600 mm
	PEN KON 110 070 050	1,100 mm	700 mm	500 mm
Elliptical shade				
	PEN ELL 075 075 050	750 / 300 mm	750 / 300 mm	500 mm
	PEN ELL 060 050 045	600 / 350 mm	500 / 250 mm	450 mm
Rectangular shade				
	PEN QUA 035 035 075	350 mm	350 mm	750 mm
	PEN QUA 075 035 035	750 mm	350 mm	350 mm
Cuboid shade				
	PEN WUE 030 030 030	300 mm	300 mm	300 mm
	PEN WUE 035 035 035	350 mm	350 mm	350 mm
	PEN WUE 045 045 045	450 mm	450 mm	450 mm
	PEN WUE 050 050 050	500 mm	500 mm	500 mm
Pyramid-shaped shade				
	PEN PYR 035 025 035	350 / 350 mm	250 / 250 mm	350 mm
	PEN PYR 045 035 045	450 / 450 mm	350 / 350 mm	450 mm
	PEN PYR 050 035 075	500 / 500 mm	350 / 350 mm	750 mm
Retainer ring for decorative shades				
	5110 00 0000 032		With acrylic diffuser	

The lamp shades are made, as standard, from chintz (colour according to sample selection), white plastic lining inside. Special colours on inside (not transparent) also possible for an extra charge. The fabric shade is also available in B1 (flame retardant) and washable.

More information on the range of suspended luminaire shades can be found in the design luminaire catalogue.

Accessories

Suspended luminaires

Glass shades for Pendo-Pendo and Pendo-Pendo Nano



	Colour	Height	Diameter
Cone-shaped glass shade			
5110 441508032 9001	Champagne	210 mm	420 mm
Spherical glass shade			
5110 720907032 9001	Champagne	225 mm	300 mm
5110 720907032 9010	White	225 mm	300 mm
5110 720907032 3020	Red	225 mm	300 mm
Decorative cylinder			
5110 000000033 9001	Champagne	170 mm	172 mm
5110 000000033 9010	White	170 mm	172 mm
5110 000000033 1018	Yellow	170 mm	172 mm
5110 000000033 3020	Red	170 mm	172 mm
5110 000000033 5013	Blue	170 mm	172 mm
Glass shade, opal linen texture			
5110 447246032		220 mm	320 mm

Delivery includes installation set

Accessories for Pendo-Pendo Nano

	Length
Mounting frame, grid 625 for suspended ceiling	
6444 8069 1	619 mm

Internal fittings E27 for fabric shades

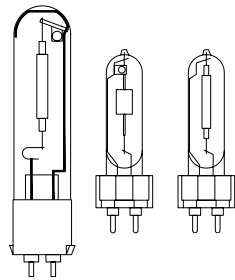
	Finish	Wire length	Cable length
1-bulb for small fabric shades			
FITTING 1E 27001	Strato silver	2,000 mm	
FITTING 1E 27002	Matt brushed	2,000 mm	
3-bulb for medium fabric shades			
3 steel cables			
FITTING 3E 27001	Strato silver	2,000 mm	2,000 mm
FITTING 3E 27002	Matt brushed	2,000 mm	2,000 mm
5-bulb for large fabric shades			
3 steel cables			
FITTING 5E 27001	Strato silver	2,000 mm	2,000 mm
FITTING 5E 27002	Matt brushed	2,000 mm	2,000 mm

The internal fittings are intended for use with BÄRO fabric shades.
 More information can be found in the design luminaire catalogue.

Accessories

Lamps

BÄRO high-pressure discharge lamps



	Output	Light flux	Light colour	Socket	Length	Diameter	Life
Mini-BFL							
3320	50 W	2,400 lm	2,550 K	GBX12-1	100 mm	20 mm	12,000 h
3321	100 W	4,900 lm	2,550 K	GBX12-1	110 mm	20 mm	12,000 h
BFL-Top							
3306	50 W	2,300 lm	2,500 K	PG12X	149 mm	32 mm	15,000 h
3312	100 W	5,000 lm	2,550 K	PG12X	149 mm	32 mm	12,000 h
NHP							
3308	50 W	2,400 lm	2,550 K	PG12	149 mm	32 mm	10,000 h
3310	100 W	4,800 lm	2,550 K	PG12	149 mm	32 mm	10,000 h
BBS							
3340	20 W	1,800 lm	3,000 K	GU6.5	57 mm	13 mm	12,000 h
3341-930E	35 W	3,300 lm	3,000 K	GU6.5	57 mm	13 mm	12,000 h
3331	35 W	3,300 lm	3,000 K	G8.5	81 mm	15 mm	12,000 h
3331-930E	35 W	3,500 lm	3,000 K	G8.5	81 mm	15 mm	12,000 h
3332-930E	70 W	7,300 lm	3,000 K	G8.5	81 mm	15 mm	12,000 h
3332-942	70 W	6,500 lm	4,200 K	G8.5	81 mm	15 mm	12,000 h
3331-930E	35 W	3,500 lm	3,000 K	G8.5	81 mm	15 mm	12,000 h
3313E	35 W	3,500 lm	3,000 K	G12	100 mm	20 mm	12,000 h
3318E	70 W	7,300 lm	3,000 K	G12	100 mm	20 mm	12,000 h
331001	100 W	11,000 lm	3,000 K	G12	100 mm	20 mm	15,000 h
3319E	150 W	15,000 lm	3,000 K	G12	110 mm	20 mm	12,000 h
3381	70 W	6,600 lm	4,200 K	G12	100 mm	20 mm	12,000 h
3391	150 W	12,700 lm	4,200 K	G12	110 mm	20 mm	12,000 h
33210	210 W	24,200 lm	3,000 K	PGZ18	188 mm	20 mm	20,000 h
3313C	35 W	3,300 lm	3,000 K	G12	100 mm	20 mm	12,000 h
3318C	70 W	6,600 lm	3,000 K	G12	100 mm	20 mm	12,000 h
3319C	150 W	14,000 lm	3,000 K	G12	110 mm	20 mm	12,000 h

BÄRO T5 fresh colour fluorescent lamps (high efficiency)



	Output	Light flux	Socket	Length	Diameter	Life
For meat and meat products, sausage products, poultry and fresh fish						
3014	14 W	900 lm	G5	549 mm	16 mm	15,000 h
3021	21 W	1,400 lm	G5	849 mm	16 mm	15,000 h
3028	28 W	1,950 lm	G5	1,149 mm	16 mm	15,000 h
3035	35 W	2,450 lm	G5	1,499 mm	16 mm	15,000 h
For bakery products, confectionery, dairy products, smoked fish, fruit and vegetables, and flowers						
3214	14 W	1,050 lm	G5	549 mm	16 mm	15,000 h
3221	21 W	1,650 lm	G5	849 mm	16 mm	15,000 h
3228	28 W	2,250 lm	G5	1,149 mm	16 mm	15,000 h
3235	35 W	2,850 lm	G5	1,499 mm	16 mm	15,000 h

Lamps may only be operated with electronic ballast.
 The specified average life of a lamp is defined as the total lighting hours after which, under normal conditions, it can be ascertained that 50% of the lamps are still functioning.

Accessories

Lamps


BÄRO Basics fresh colour fluorescent lamp



	Output	Light flux	Socket	Length	Diameter	Life
For meat and meat products, sausage products, poultry and fresh fish						
3015	15 W	550 lm	G13	438 mm	26 mm	15,000 h
3018	18 W	740 lm	G13	590 mm	26 mm	15,000 h
3031	30 W	1,300 lm	G13	895 mm	26 mm	15,000 h
3036	36 W	1,750 lm	G13	1,200 mm	26 mm	15,000 h
3041	36 W	1,600 lm	G13	970 mm	26 mm	15,000 h
3058	58 W	2,800 lm	G13	1,500 mm	26 mm	15,000 h
Ideal for counter lighting						
30181	18 W	530 lm	G13	590 mm	26 mm	15,000 h
30311	30 W	960 lm	G13	895 mm	26 mm	15,000 h
30361	36 W	1,340 lm	G13	1,200 mm	26 mm	15,000 h
30411	36 W	1,236 lm	G13	970 mm	26 mm	15,000 h
30581	58 W	2,000 lm	G13	1,500 mm	26 mm	15,000 h
For bakery products, confectionery, dairy products, smoked fish, fruit and vegetables, and flowers						
3215	15 W	836 lm	G13	438 mm	26 mm	15,000 h
3218	18 W	1,050 lm	G13	590 mm	26 mm	15,000 h
3231	30 W	1,900 lm	G13	895 mm	26 mm	15,000 h
3236	36 W	2,700 lm	G13	1,200 mm	26 mm	15,000 h
3241	36 W	2,500 lm	G13	970 mm	26 mm	15,000 h
3258	58 W	4,550 lm	G13	1,500 mm	26 mm	15,000 h

The life relates to operation with an electronic ballast

Energy-saving lamps



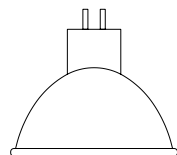
	Output	Light colour	Socket
2711	11 W	Warm white	E27
2720	20 W	Warm white	E27
2632	32 W	Warm white	E27

The specified average life of a lamp is defined as the total lighting hours after which, under normal conditions, it can be ascertained that 50% of the lamps are still functioning.

Accessories

Lamps

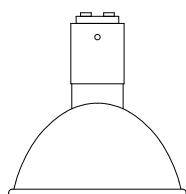
BÄRO Stars 35° cold-light mirror halogen low-voltage lamps (12 V) with push socket



	Output	Light flux	Socket	Length	Diameter	Life
For meat and meat products, sausage products, poultry and fresh fish						
310501	20 W	550 lm	GU5.3	46 mm	51 mm	4,000 h
310601	35 W	1,020 lm	GU5.3	46 mm	51 mm	4,000 h
310701	50 W	1,530 lm	GU5.3	46 mm	51 mm	4,000 h
For bakery products, confectionery, dairy products, smoked fish, fruit and vegetables, and flowers						
310502	20 W	580 lm	GU5.3	46 mm	51 mm	4,000 h
310602	35 W	1,080 lm	GU5.3	46 mm	51 mm	4,000 h
310702	50 W	1,620 lm	GU5.3	46 mm	51 mm	4,000 h
With UV protection filter disc						
310503	20 W	650 lm	GU5.3	46 mm	51 mm	4,000 h
310603	35 W	1,200 lm	GU5.3	46 mm	51 mm	4,000 h
310703	50 W	1,800 lm	GU5.3	46 mm	51 mm	4,000 h

With these lamps, a safety clearance of 0.8 m should be observed

BÄRO Stars 35° cold-light mirror halogen low-voltage lamps (12 V) with bayonet socket



	Output	Light flux	Socket	Length	Diameter	Life
For meat and meat products, sausage products, poultry and fresh fish						
311501	20 W	550 lm	BA15d	46 mm	51 mm	4,000 h
311601	35 W	1,020 lm	BA15d	46 mm	51 mm	4,000 h
311701	50 W	1,530 lm	BA15d	46 mm	51 mm	4,000 h
For bakery products, confectionery, dairy products, smoked fish, fruit and vegetables, and flowers						
311502	20 W	580 lm	BA15d	46 mm	51 mm	4,000 h
311602	35 W	1,080 lm	BA15d	46 mm	51 mm	4,000 h
311702	50 W	1,620 lm	BA15d	46 mm	51 mm	4,000 h
With UV protection filter disc						
311503	20 W	650 lm	BA15d	46 mm	51 mm	4,000 h
311603	35 W	1,200 lm	BA15d	46 mm	51 mm	4,000 h
311703	50 W	1,800 lm	BA15d	46 mm	51 mm	4,000 h

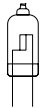
With these lamps, a safety clearance of 0.8 m should be observed

The specified average life of a lamp is defined as the total lighting hours after which, under normal conditions, it can be ascertained that 50% of the lamps are still functioning.

Accessories

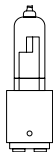
Lamps

BÄRO Stars halogen low-voltage lamps (12V)



	Output	Light flux	Socket	Length	Diameter	Life
2905	5 W	60 lm	G4	31 mm	9 mm	2,000 h
2910	10 W	140 lm	G4	31 mm	9 mm	2,000 h
2920	20 W	350 lm	G4	31 mm	9 mm	2,000 h
2950	50 W	900 lm	GY6.35	44 mm	12 mm	2,000 h
2975	75 W	1,350 lm	GY6.35	44 mm	12 mm	2,000 h

BÄRO Stars halogen low-voltage lamps (10,8V)



	Output	Light flux	Socket	Length	Diameter	Life
3006	35 W	525 lm	BA15d	49 mm	17 mm	6,000 h
3007	50 W	780 lm	BA15d	49 mm	17 mm	6,000 h
3008	75 W	1,330 lm	BA15d	49 mm	17 mm	6,000 h

The life relates to use of the lamp in original BÄRO luminaires

BÄRO 35° colour constant PAR lamps (230V)



	Output	Light flux	Socket	Length	Diameter	Life
3001 Cool-Beam	120 W	1,500 lm	E27	136 mm	122 mm	1,500 h
2151	120 W	1,500 lm	E27	136 mm	122 mm	1,500 h

The life relates to use of the lamp in original BÄRO luminaires
With these lamps, a safety clearance of 0.8 m should be observed

The specified average life of a lamp is defined as the total lighting hours after which, under normal conditions, it can be ascertained that 50% of the lamps are still functioning.